

Generating ACBLScore Reports

Generating TXT reports from ACBLScore binary game files in the specific format understood by Pianola is a simple but unusual and counter-intuitive procedure that few directors normally use. **Follow this procedure exactly. Don't take shortcuts because they don't produce the same results.** It seems like they should but it's not the only part of ACBLScore that doesn't do what you expect.

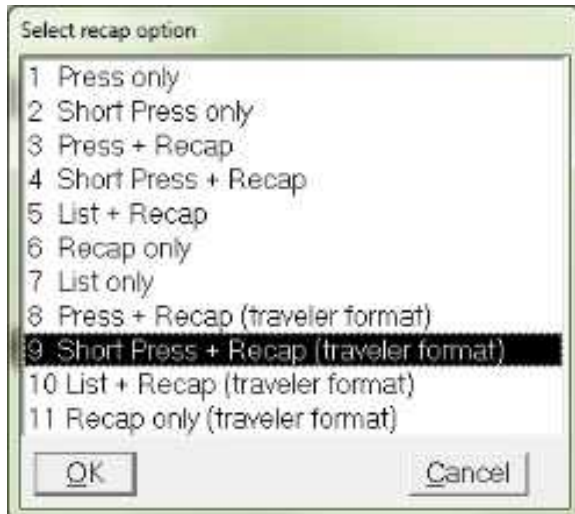
1. Open the ACBLScore game file.
2. Click **Reports** and select **Recap/Press > Screen/File (LR)**.



3. Select **1. Screen** and click **OK**.

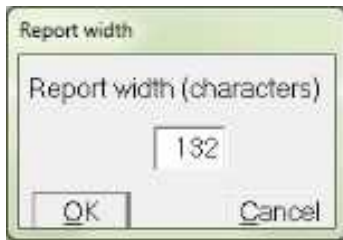


4. Select **Short Press + Recap (traveler format)** and click **OK**.

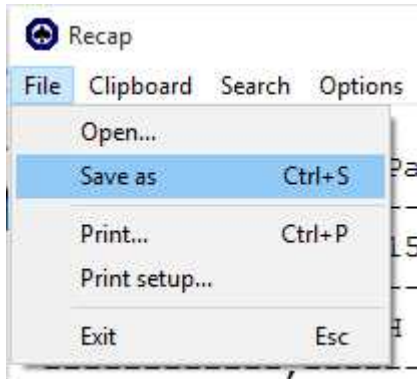


The Pianola documentation says to use Press + Recap (traveler format) but it makes no difference.

5. Set the report width to **132** characters and click **OK**.



6. If ACBLScore asks whether or not to **Include recap for ALL combined sections**, click **Yes**.
7. When the report opens, click **File > Save as**.



8. Choose the folder in which to write the report file.

